



Impact of Information Technology Strategy on Decision Making in Healthcare Sector: An empirical study in Baghdad Teaching hospital

Safaa Tayyeh Mohammed*

College of Administration and Economy, University of Kufa, Al-Najaf Al-Ashraf/ Republic of Iraq

**Corresponding author*

Abstract

This study aims to identify the relationship between information technology strategy and decision making in health care sector in particular Baghdad teaching hospital in Iraq, to achieve the aims a model has been suggested, it tested by structural equation modeling (SEM). To investigate the relationship between the variables, it has been used the linear regression statistics computing the linear correlation coefficient and regression between variables. The research pointed there is high positive relationship between information technology strategy and decision making. Empirical findings are analyzed and suggestions for improving information technology strategy of healthcare.

Article Info

Accepted: 30 July 2017

Available Online: 20 August 2017

Keywords

Information Technology Strategy,
Strategic Planning,
Knowledge Workers,
Information System,
Decision Making

Introduction

Nowadays technology is becoming an important and critical factor for organizational competitiveness, the way that it is used within organization is essential not only for success, but also among those who use it, (Balatesh, 2015) given the changing business environment today, organizations face the challenges of global competitiveness. Moreover, organizations face more and more issues such as rapid technological changes, product life cycle, and high market volatility. To meet these challenges, organizations should be able to effectively manage resources (Zoltan & Lajos, 2012) that's will be achieved with the adoption of Information technology strategy (Hung *et al.*, 2012).

Despite there are many studies about the term "technology strategy", less attention has been paid to the role and use it to improve decision making in medical

field and there is a lack of related empirical research. So, this paper attempted to answer the following research question: how medical decisions can become more rational at supporting information technology strategy. Additionally, doctors in hospital have to consider risk management, where poor information and tools can result in errors in medical decisions. therefore, medical institutions have to have a rational decisions, that's may achieve with suitable technology strategy, and that what we try to discuss here in this paper. Accordingly, this research attempts to investigate the impact of information technology strategy to improve decision making.

Literature review

Professionals in business and systems are increasingly deals with suggestions for using strategic information technology strategically (Kemerer & Sosa, 1991). In

order to understand the relationship between (information technology strategy and decision making), we executed a detail analysis to the paths between the (sub- dimensions) that related to the main variables (strategic planning, knowledge workers, information system). The information technology strategy focuses on the environmental analysis of information technology and the choice of what are suitable for the needs of consumers and users (Chiesa, 2001). These helps organizations to have a long-term competitive advantage (Hamel & Parahald 1990) (Khalil & Tm 2000). Because the user and the consumer are always looking for rapid changes in electronic products (Chiesa, 2001), thus, organizations should use advanced and sophisticated information technology to meet growing needs (Schilling & Hill, 1998) point out that the purpose of the technology is to identify and develop tools that will resolve long-term competition processes in the organization that enhance user confidence in this technology. Information technology strategy can be defined as identifying information architecture, acquiring IT hardware and software to implement it, and ensuring continuity of service (George & O'Brien, 2013). A combination of explicit and implicit plans and guides for supply demand of information in organization and these compatible with external and internal environment in order to realize the vision and objective (Wilson,2013).

Relation between information technology strategy and organization strategy

Organization managers and Information Technology managers continue to view information technology as an integrated, dynamic, and efficient process in all parts of the organization, Thus focusing on initiatives that improve the relationship between information technology and the Organization (Luftman *et al.*, 2013). The ideal situation is that business strategy and information technology strategy complement and support each other in the business environment, As new information technology evolves collaboratively with new organizational strategies and new structures behaviors as illustrated in Figure (1) (McKeen& Smith, 2009).

So the Information technology strategy is derived from the organization's strategy and business requirements, taking into account external and internal conditions such as legal conditions and availability of resources (Aref,2010 :44). The main components of the building steps of the Information technology strategy are depending on the (house) strategy that described in (Figure 2) as follow:

- The roof of the house represents the location and strategic objectives.
- The horizontal pillars of the home are the main assets of information technology.
- The vertical pillars of the house: represent aspects related to the strategy.

The dimensions of Information technology strategy

Researchers provide many dimensions of information technology as it illustrated in (Table 1), and this research will depend on the common dimensions from this survey which will be (strategic planning,knowledge workers, information system)

Strategic Planning

Strategic planning determines where the organization goes over a year or more and how it gets there, and the process is either organization-wide or focused on a key function (McNamara, 2008) it is an organizational activity that used to set the priorities focusing resources and energy,ensure that organization member are working toward common goals, and adjust the direction in response to a changing environment (Akdeniz, 2015) it means the strategic planning as a roadmap for change, future priorities and guiding the decision-making process and selecting appropriate linkages (Nadler, 2012) and it represent the outcome of strategic thinking, where the goals are set to clarify the direction should taken by the organization, and guided by strategic planning in determining where to put resources and help in the development and identification of the objectives of the organization (Gilligan & Wilson, 2003) to achievethese objective and demonstrate organization status by making priority with resources according to the objectives as an attempt to guide its development over the time (Kriemads & Theakou,2007) as it is a rational process from top to bottom through which we can manage future success programs (Rothaermel, 2013).

So we can say that strategic planning is an administrative tool and roadmap focus on priorities and use to support the decisions of leaders by increasing their awareness of goals and specific purpose, which is to help the organization to perform better work.

Knowledge Workers

knowledge workers are the new groups formed in the age of knowledge economy, Many scholars, have described

the knowledge workers as people who understand and use symbols, concepts, knowledge and information, Arthur Anderson describes them as groups that possess thought, (Liu & Chai, 2011) who have intellectual means to produce (Noe *et al.*,2006) Francis of the famous Canadian world points out that knowledge workers are the people who create wealth with the brain rather than the hands, adding value to the products of the organization through their creations, analysis, judgment, integration and design ,At present, the generally accepted definition of knowledge workers as intellectual workers who possess strong knowledge and creativity and can use learning new technology to improve work (Bildstein,etal.,2013 :790)and Knowledge workers add value to the work because of what they know (Denisis& Griffin,2001 :504) and what they have of high degrees of experience, education and experience and the basic purpose of their work involves the creation, distribution and application of knowledge (Davenport, 2005) consequently, Drukerillustrates knowledge workers by the following characteristics: (Siez, 2011).

- Is a person who has important knowledge of the organization and is often the only person who owns it.
- Is the person who can use knowledge in his work.
- Knowledge is relatively intangible, A worker may not know it first, It understands its importance, Other workers in the organization have a limited view of knowledge. They cannot learn or can not use it.
- The person who works most intellectually

Information System

Information system is represents the process of collecting data from the components of the information system or the external environment, storing information used in the system, processing information, disseminating information to the external environment and feedback(Reix,2000 :20) and it includes set of procedures and methods that include data collection, analysis, for decision-making (shalan,2015 :33) In order to the information system to be suitable, it should be characterized by the following (shalan,2015 :33)

- Provide timely and accurate information.
- Achieving the objectives of the organization.
- Improved use of FAO resources.
- Improved communication within the organization and the environment.
- Supporting decision-making within the organization.
- Ensure confidentiality of information.

- Ease of application and use without the need for great experience and training.

So, the Strategic Information Systems become an imperative action to help the organization in order to recognize the vital application and adjusting organizations technique to achieve goals (Altamem, *et al.*, 2014)

Decision making

The decision-making is one of the main functions of the management of organization, the administration faces many problems related to decision making, It tries to find the appropriate solutions after studied, analyzed and evaluated.(Balatesh,2015:22) The decision-making process can be considered as one of the difficult and complicated administrative tasks that administration should exercise.(moori& lauden,2012 :44) The use of information system to make various administrative decisions, and the management of the organization must be able to distinguish and determine the tools thatappropriate to make decisions (Siez,2011).

Decision making can be defined as the process of adaptation using of means to reach the goals, and as the core of the work in an organizations (Brown & Dennis,2000) and choose from alternatives,by the process is adopted, and chosen the most obvious alternative (Shimary & Azzawi,2013) and decision making is very important and sensitive so it need many tools to make.

Empirical study

Sampling

The research used a descriptive survey research design to collect data from a sample of 156 staff (doctors)of Baghdad teaching Hospital who were selected to participate in this study. Baghdad Teaching Hospital is one of most important hospitals in Iraq, it belong to Baghdad medicine city, its offer services in several type of service (surgery, Gynecology & Obstetric, Kidney, CCU, RCU,..etc) and it is responsible for training to the students of college of medicine, it has (200) doctors and (302) postgraduates doctors (the official site of ministry of health).

In this research a simple random sampling methods used to pick the respondents according to (Steven equation for sampling).

Research Measurements

Table (2) shows the Research Measurements.

Response Rate

The research used a descriptive survey research design to collect data from a sample of 156 staff (doctors) of Baghdad teaching medical city who were selected to participate in this study. it distributed (200) questionnaire

It employed simple random sampling methods to pick the respondents according to (Steven equation for sampling) it should be (138)from total population of (216),so the collected are (156) it be 78% of response rate, 147 questionnaires which appropriate to analysis and 9 are outlier or not fully properly. As table (3) shown.

Respondent’s characteristics

The table (4) show the Respondents characteristics that refer to the majority of sample is male (65.3%), the age refer to (34.7%) less than 30 years, (26.5%) between (30-40) and (20.4%) between (41-50) and the other (18.4%)

are more than 50 years, and about the education it been the majority of respondents are BSC (51.7%), the (36%) PHD and (12.3%) MSC.

Normality Test

Table (5) show the normality test for the data of the study, it depend on skewness and kurtosis statistics,and the accepted value should be between (+1.96,-1.96) and the results show that the data follow the normal distribution.

Confirmatory factor analysis (CFA) test

In order to test the data that valid to the factors, structural equation modeling has been used to test CFA, it should be at the level of acceptable threshold that shown in table (6)

The figure (3) and (4) shown the accept modification model to be fit with the fit indices conditions and CFA. If not all data accept it will use modification indices to correct them. The condition to fit index are statistically achieved due to (GFI>0.90, AGFI> 0.90, CFI>0.95, NFI>0.95, RMSEA<0.08).

Table.1 Dimensions of Information technology strategy

Dimensions	strategic planning	it infrastructure	Experience	knowledge workers	Innovations	environmental analysis	Creativity	organizational structure	Investment of technology	Selection of technology	Information System	Timing technology	Efficient technology	finance resource	entrepreneur
Chiesa,2001					*							*	*		
David,2002				*		*									
Spinks,2005	*					*									
Hadrawi2010	*		*		*		*				*		*		*
Dahan,2011	*								*	*	*	*			
O’Brien & Marakas,2011	*	*		*				*			*				
Siez,2011															
Hindi,2012		*		*									*	*	
Wilson,2013	*	*		*				*							
Balatesh,2015	*										*				
Shalan,2015											*				
Daft,2016										*	*			*	

Table.2 Research Measurements and coding

Variables	dimensions	items	Measurement
Information Technology Strategy		15	O'Brien & Marakas,2011
	Strategic Planning	5	McNamara, 2008 Akdeniz,2015
	Knowledge Workers	5	Bildstein,etal.,2013
	Information System	5	shalan,2015
Decision Making		6	Balatesh,2015

Table.3 The response rate of sample

	No.	
Distributed	200	100.%
Collected	156	78%
Outlier	9	5.7%
Ready	147	73.5%

Table.4 Respondent's characteristics

Characteristic		No.	%
Gender	Male	96	65.3
	Female	51	34.7
	Total	147	100.0
Age	less than 30	51	34.7
	30-40	39	26.5
	41-50	30	20.4
	More than 50	27	18.4
	Total	147	100.0
Education	BSC	76	51.7
	MSC	18	12.3
	PHD	53	36.0
	Total	147	100.0

Table.5 Normality test for the data

	Variable	min	max	skew	c.r.	kurtosis	c.r.
Information technology strategy	q15	1.000	5.000	-1.032	-5.107	1.196	2.959
	q14	1.000	5.000	-1.087	-5.382	1.170	2.895
	q13	1.000	5.000	-.451	-2.234	-.354	-.876
	q12	1.000	5.000	-1.031	-5.101	.606	1.499
	q11	1.000	5.000	-1.154	-5.710	1.274	3.154
	q10	1.000	5.000	-.528	-2.613	-.227	-.561
	q9	1.000	5.000	-.271	-1.340	-.794	-1.966
	q8	1.000	5.000	-.990	-4.901	.642	1.588
	q7	1.000	5.000	-.959	-4.745	1.593	3.943
	q6	1.000	5.000	-.679	-3.360	.014	.036
	q5	1.000	5.000	.512	2.536	-.769	-1.903
	q4	1.000	5.000	-.503	-2.491	-.689	-1.705
	q3	1.000	5.000	.268	1.329	-.938	-2.323
	q2	1.000	5.000	.086	.424	-1.087	-2.691
	q1	1.000	5.000	-.335	-1.659	-1.062	-2.629
	Multivariate					29.183	7.834
	Variable	min	max	skew	c.r.	kurtosis	c.r.
decision making	y6	1.000	5.000	-.410	-2.029	-.373	-.923
	y5	1.000	5.000	-.171	-.845	-.861	-2.130
	y4	1.000	5.000	-1.045	-5.170	1.209	2.993
	y3	1.000	5.000	-.744	-3.685	.014	.035
	y2	1.000	5.000	-1.348	-6.672	2.880	7.127
	y1	1.000	5.000	-1.043	-5.163	.729	1.803
		Multivariate					11.679

Table.6 Fit indices conditions

Fit Index	Acceptable Threshold Levels	Description
Absolute Fit Indices Chi-Square X2	Low χ^2 relative to degrees of freedom with an insignificant p value ($p > 0.05$)	
Relative χ^2 (χ^2/df)	2:1 (Tabachnik and Fidell, 2007) 3:1 (Kline, 2005)	Adjusts for sample size.
(RMSEA)	Values less than 0.07 (Steiger, 2007)	Has a known distribution. Favors parsimony. Values less than 0.03 represent excellent fit.
GFI	Values greater than 0.95	Scaled between 0 and 1, with higher values indicating better model fit. This statistic should be used with caution.
AGFI	Values greater than 0.95	Adjusts the GFI based on the number of parameters in the model. Values can fall outside the 0-1.0 range.
RMR	Good models have small RMR (Tabachnik and Fidell, 2007)	Residual based. The average squared differences between the residuals of the sample covariance and the residuals of the estimated covariance.
SRMR	SRMR less 0.08 (Hu& Bentler, 1999)	Standardized version of the RMR. Easier to interpret due to its standardized nature.
Incremental Fit Indices		
NFI	Values greater than 0.95	Assesses fit relative to a baseline model which assumes no covariance between the observed variables. Has a tendency to fit in small samples.
NNFI (TLI)	Values greater than 0.95	Non-normed, values can fall outside the 0-1 range. Favours parsimony. Performs well in simulation studies (Sharma et al, 2005; McDonald and Marsh, 1990)
CFI	Values greater 0.95	Normed 0-1 range.

Source: Daire H., Joseph C., Michael R. Mullen, *Structural Equation Modelling: Guidelines Determining Model Fit*, Journal Of Business Research Methods Volume 6 Issue 1,2008 :58.

Table.7 Regression results

	<i>a</i>	<i>B</i>	<i>r</i>	<i>R</i> ²	Adj- <i>R</i> ²	<i>F</i>	<i>Sig</i>
<i>Strategic Planning</i>	1.634	0.588	0.730**	0.532	0.529	164.975	0.000
<i>Knowledge Workers</i>	1.427	0.597	0.693**	0.481	0.477	134.346	0.000
<i>Information System</i>	1.149	0.675	0.736**	0.542	0.539	171.717	0.000
<i>IS Strategy</i>	0.672	0.867	0.675**	0.455	0.452	121.222	0.000

f table (0.05) = 3.92 f table (0.01) =6.85

* Sig on a<=0.05 ** sig on a<=0.01

Table.8 Multi regression results

	<i>a</i>	<i>B</i>	<i>r</i>	<i>R</i> ²	Adj- <i>R</i> ²	<i>F</i>	<i>Sig</i>
<i>Strategic Planning</i>	0.740	0.263	0.814**	0.663	0.656	93.772	0.000
<i>Knowledge Workers</i>		0.227					0.000
<i>Information System</i>		0.301					0.000

f table (0.05) = 3.92 f table (0.01) =6.85

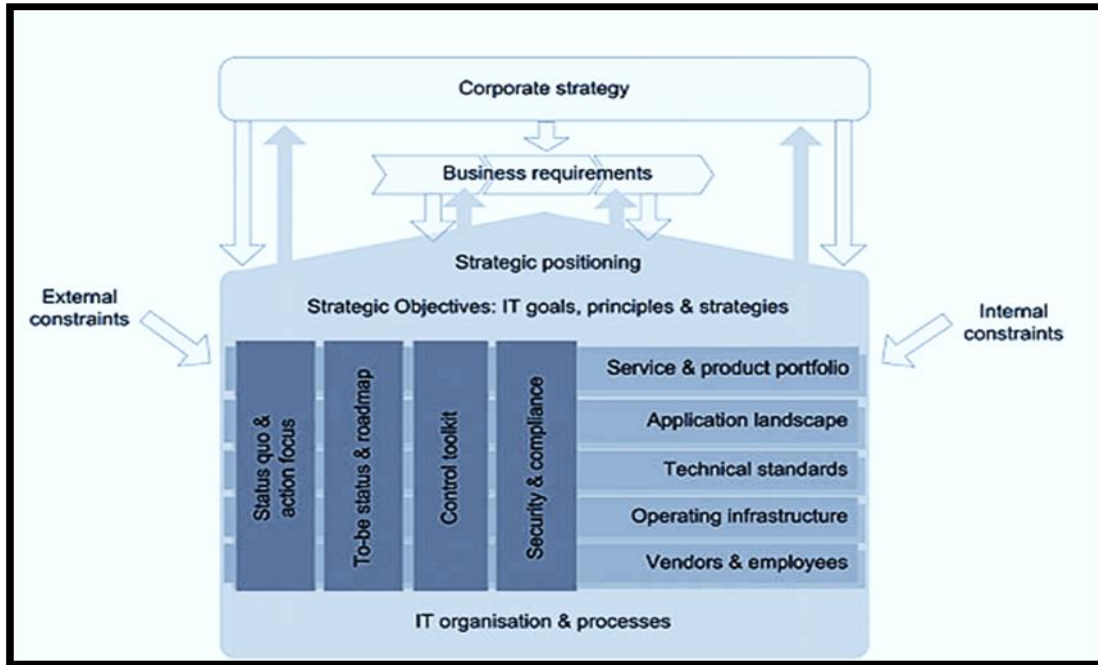
* Sig on a<=0.05 ** sig on a<=0.01

Fig.1 Relation between new technology, behavior, strategy



Source : McKeen, James D & Smith, Heather A,2009, Information technology strategy In action, 1st ed, Pearson Education, Inc., Upper Saddle River, New Jersey,p:15.

Fig.2 Information Technology Strategy House



Source : Hanschke, Inge, (2010), *Strategic IT Management, A Toolkit for Enterprise, Architecture Management*, Springer-Verlag Berlin Heidelberg, 2010,p:44.

Fig.3 Modified Model For Information technology strategy

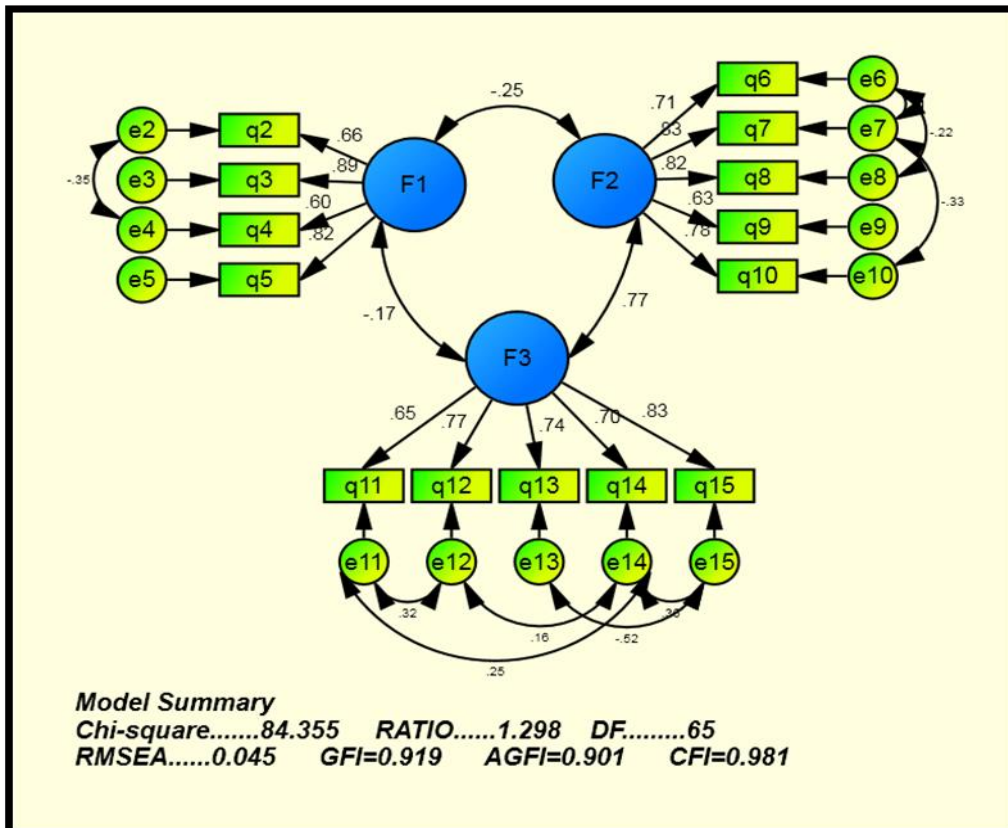


Fig.4 Modified Model For Decision Making

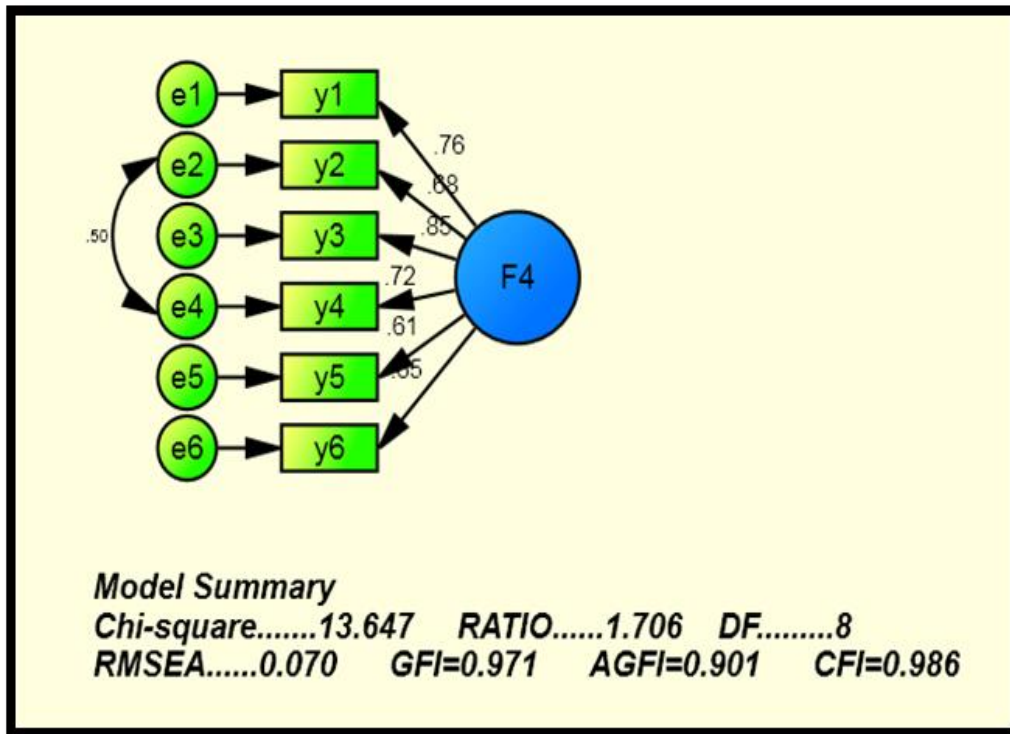


Fig.5 Research Conceptual Model

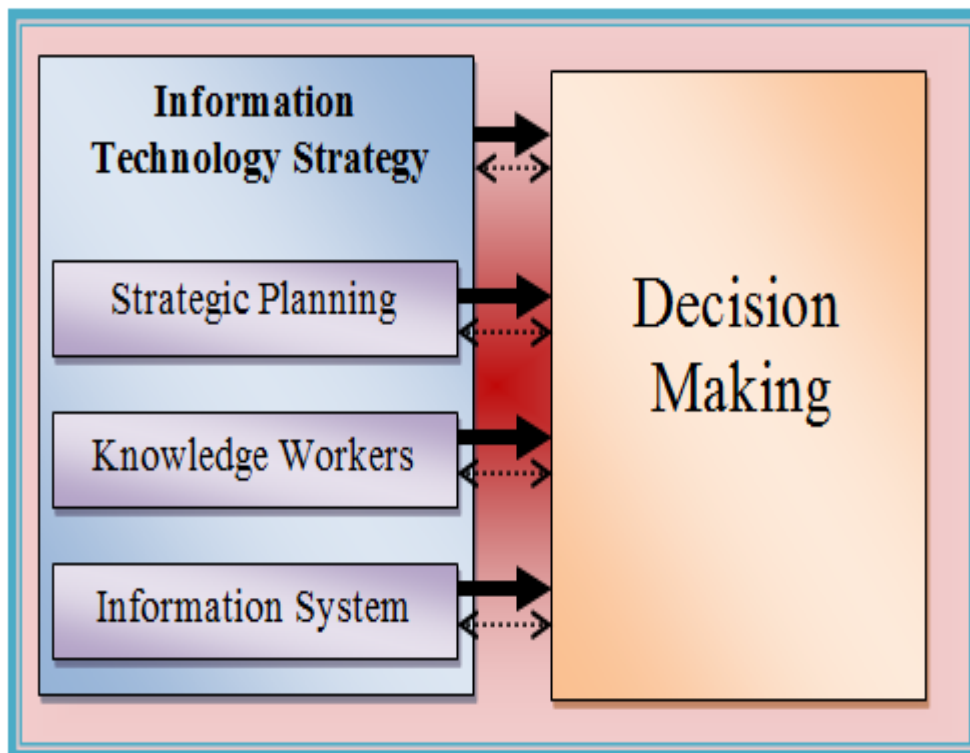
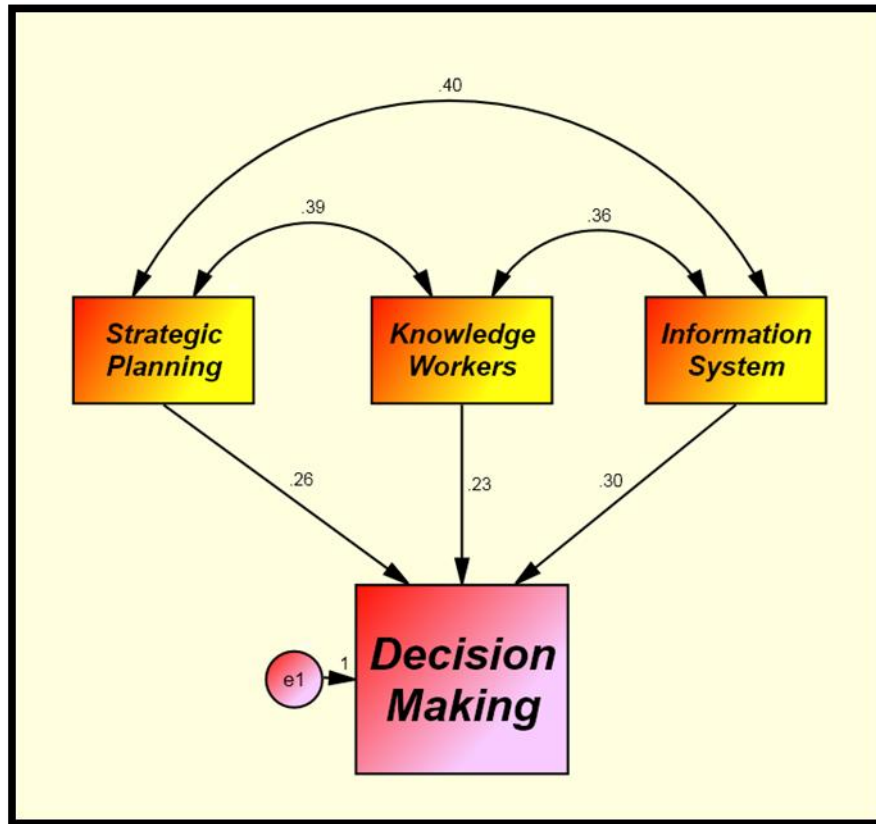


Fig.6 Multi regression results



Research model and hypothesis

Based on literature this study examines the relation between Information technology strategy and decision making figure (5) is the proposed model for this study, it is proposed that there is a positive impact of Information technology strategy on decision making, hence the following hypothesis has been proposed depending on table (7):

H1: Information Technology Strategy affects Decision Making

The results refer to the positive effect of Information Technology Strategy on decision making, there are high correlation between the variables (0.675) with (R²= 0.455) and it is significant that (P) refer to accept value (less than (0.05), and the regression equation is :

$$Y = a + b X$$

$$\text{Decision Making} = 0.672 + 0.867 \text{ Information Technology Strategy}$$

The statistical decision : this results support the H1 hypothesis

H11: Strategic Planning affects Decision Making

The results refer to the positive effect of strategic planning on decision making, there are high correlation between the variables (0.730) with (R²= 0.532) and it is significant that (P) refer to accept value (less than (0.05), and the regression equation is :

$$Y = a + b X$$

$$\text{Decision Making} = 1.634 + 0.588 \text{ Strategic Planning}$$

The statistical decision : this results support the H1 hypothesis

H12: Knowledge Workers affects Decision Making

The results refer to the positive effect of Knowledge Workers on decision making, there are high correlation between the variables (0.693) with (R²= 0.481) and it is

significant that (P) refer to accept value (less than (0.05), and the regression equation is :

$$Y = a + b X$$

$$\text{Decision Making} = 1.427 + 0.597 \text{ Knowledge Workers}$$

The statistical decision : this results support the H2 hypothesis

H13: Information System affects Decision Making

The results refer to the positive effect of Information System on decision making, there are high correlation between the variables (0.736) with ($R^2 = 0.542$) and it is significant that (P) refer to accept value (less than (0.05), and the regression equation is :

$$Y = a + b X$$

$$\text{Decision Making} = 1.149 + 0.675 \text{ Information System}$$

The statistical decision : this results support the H3 hypothesis

And with multiple regression the table (8) and figure (6) show the affect of the dimension together, it seems there are positive affect for the dimensions (Strategic Planning, Knowledge Workers, Information System) on decision making, the correlation between the variables (0.814) with ($R^2 = 0.663$) and it is significant that (P) refer to accept value (less than (0.05), and the regression equation is :

$$Y = a + b_1 X_1 + b_2 X_2 + b_3 X_3$$

$$\text{Decision Making} = 0.740 + 0.263 X_1 + 0.227 X_2 + 0.301 X_3$$

when :

X_1 : Strategic Planning

X_1 : Knowledge Workers

X_1 : Information System

This research investigated the impact of information technology strategy (Strategic Planning, Knowledge Workers, Information System) on decision making in Baghdad hospital, all of the respondents understand clearly what information technology strategy means and they practice it with limitation due to restricted financial resources, the percentage of knowledge workers is high

in this hospital, it may be because this is teaching hospital, so it include high level of workers. In order to achieve the objectives of this research and test the hypothesis a questionnaire was administrated to 156 doctors, structural modeling equation using to illustrate the model, regression equation was used to test the relation between variables.

The research findings indicated that all dimensions of this research has a positive impact on decision making, and Information System has a highest impact among these dimensions, that means doctors in hospitals need information technology strategy to make their decisions, and this improve their ability to do so,

Despite of the limitations of the current research, some future research directions are suggested. First research should focus on the new technology in healthcare, second researcher can also examine the relation between knowledge sharing between doctors in hospital and decision making.

References

- Akdeniz, C. Key Questions in Strategic Planning, Createspace Independent Pub,2015.
- Altameem Arwa A., Aldrees,Abeer I. and Nuha A. Alsaeed, Strategic Information Systems Planning (SISP),World Congress on Engineering and Computer Science Vol I, 2014.
- Aref, Maha,the relation between information system and marketing, international journal of green studies,issue24,2012.
- Balatesh, iden, strategic decision making,Nel co.,2015.
- Bildstein, Ingo and Gueldenberg Stefan, "Effective leadership of knowledge workers: results of an intercultural business study" Emerald Group Publishing Limited, Research Review, Vol. 25 No. 0,2013.
- Chiesa V., R&D Strategy and Organization, Imperial College Press, 2001.
- Chi-Hung Yeh, Gwo-Guang Lee, Jung-Chi Pai, "How information system capability affects e-business information technology strategy implementation: An empirical study in Taiwan", Business Process Management Journal, Vol. 18 Issue: 2, pp.197-218,2012.
- Cleophus G., et al., information systems as a strategic partner in organizational performance, Journal of Management and Marketing Research,vol10,2012.
- Davenport, Thomas H, "Thinking For a Living," Library of Congress Cataloging,2005.

- Denisi, Angelo S, & Griffin, Ricky W, "Human Resource Management", Houghton Mifflin Company, Boston, USA, 2001.
- George M., O'Brien A., Introduction to information system, 16th edition, McGraw Hill, Irwin, 2013.
- Gilligan, Colin; Wilson, Richard, M. S., (Strategic Marketing Planning), Butterworth Heinemann, 2003.
- Hamel G., Parahald, The Core Competence of Corporation, Harvard Business Review, 1990.
- Hanschke, Inge, Strategic IT Management, A Toolkit for Enterprise, Architecture Management, Springer-Verlag Berlin Heidelberg, 2010.
- Kemerer C., Sosa G., System development risks in strategic information systems, journal of information and software technology, vol 33, 1991.
- Khalil, T., Management of Technology: the Key to Competitiveness and Wealth Creation. Singapore: McGraw-Hill, 2000.
- Kriemadis & Theakou, Thanos & Elena, "Strategic Planning Models in Public and Non-Profit Sport Organizations" Department of Sport Management, University of Peloponnese SMIJ-VOL.3, Number 2, 2007.
- Liu, Liang & Chai, Huaqi "Based on The Balanced Score Card: Performance Evaluation of knowledge workers", IEEE, 2011.
- McKeen, James D & Smith, Heather A, Information technology strategy In action, 1st ed, Pearson Education, Inc., Upper Saddle River, New Jersey, 2009.
- McKeen, James D & Smith, Heather A, IT strategy In action, 1st ed, Pearson Education, Inc., Upper Saddle River, New Jersey, 2009.
- McNamara, Carter, "Field Guide to Nonprofit strategic planning and Facilitation" Third Edition, Authenticity Consulting, LLC Minneapolis, MN USA, 2008. [http:// WWW.Managementthelp](http://WWW.Managementthelp)
- Moori D., lauden L., the impact of information system in decision making, international journal of green studies, issue 24, 2012.
- Nadler Moodi, Marlin, Strategic Planning : Part 1 – APNAS Inclusionary Process, Journal of the American Psychiatric Nurses Association, 18 (2) pp. 127 – 128, 2012.
- Noe, Raymond A & Hollenbeck, John R & Gerhart, Barry & Wright, Patrick. M, "Human Resource Management", 5th, McGraw-Hill Irwin, 2006.
- Reix, Robert, système d'information et management des organisations, Vuibert, 3ème édition, paris, 2000,
- Rothaermel, Frank, Strategic Management concepts & cases, Published by McGrawHill/Irwin Companies, Americas, New York, 2013.
- Schilling, M.A. and Hill, W.L. Managing the New Product Development Process: Strategic Imperatives, Academy of Management Executive, Vol. 12, No. 3, August, 1998.
- Shalan, H., Management reform through technology, third international conference of reform, naworoz university, 2017.
- Shimary, Sadiqrashid, Azzawi, basil mohammed, Impact of strategic factors on decision making, Baghdad College of Economic Science, issue 34, 2013
- Siez M., information, knowledge, decisions, noor publisher, 2011.
- Wilson Frank, How to build pragmatic comprehensive information technology strategy, 2013.
- Zoltán G., Lajos S., Middle Managers' Maturity of Knowledge Sharing: Investigation of Middle Managers Working at Medium- and Large-sized Enterprises, Electronic Journal of Knowledge Management Volume 10 Issue 1 2012.

How to cite this article:

Safaa Tayyeh Mohammed. 2017. Impact of Information Technology Strategy on Decision Making in Healthcare Sector: An empirical study in Baghdad Teaching hospital. *Int.J.Curr.Res.Aca.Rev.* 5(8), 100-111.

doi: <https://doi.org/10.20546/ijcrar.2017.508.015>